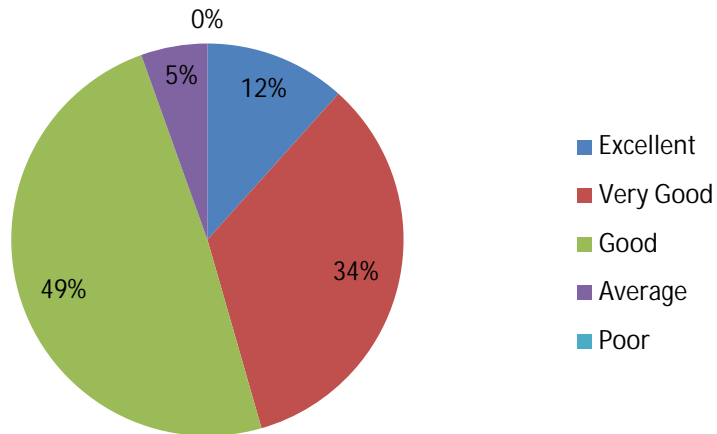


Feedback on Curriculum by Student (1 Semester 2022-23)

Total participants: 292

Date: 01/08/2023

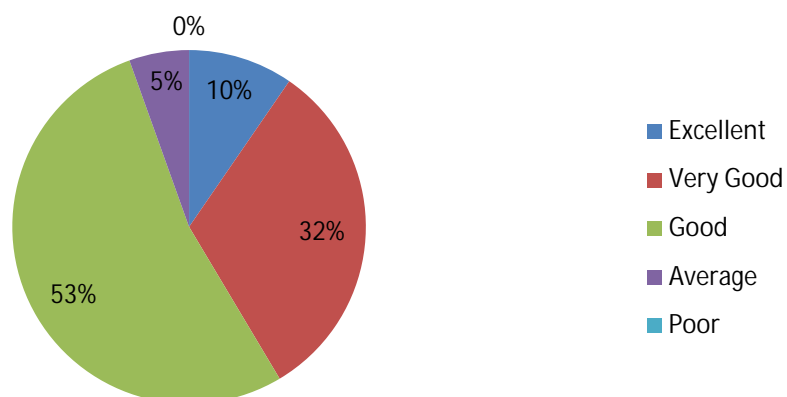
The structure of the syllabi is systematic



Data Interpretation

With regard to **the structure of the syllabi is systematic**, 12% of the responses were of the opinion that it was Excellent, 34% and 49% strongly agreed that it was Very Good and Good respectively, whereas 5% agreed that it was average.

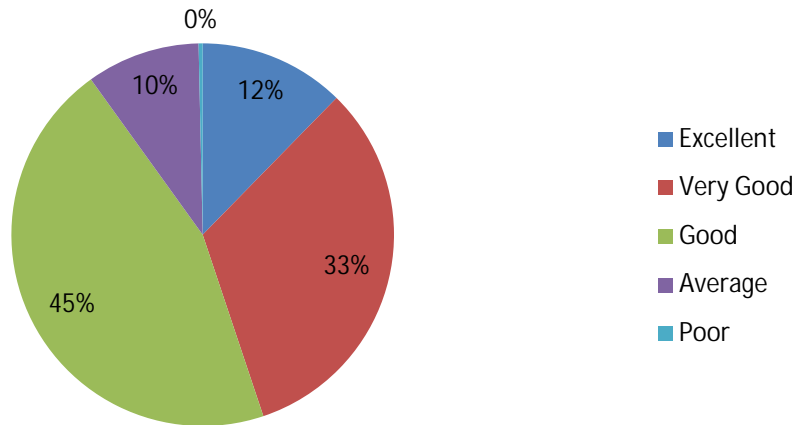
The Sequence of the course (subjects) in the curriculum



Data interpretation

Regarding **the sequence of the course (subjects) in the curriculum**, 10% of the responses were of the opinion that it was Excellent. 32% and 53% strongly agreed that it was Very Good and Good respectively, whereas 5% felt that it was average.

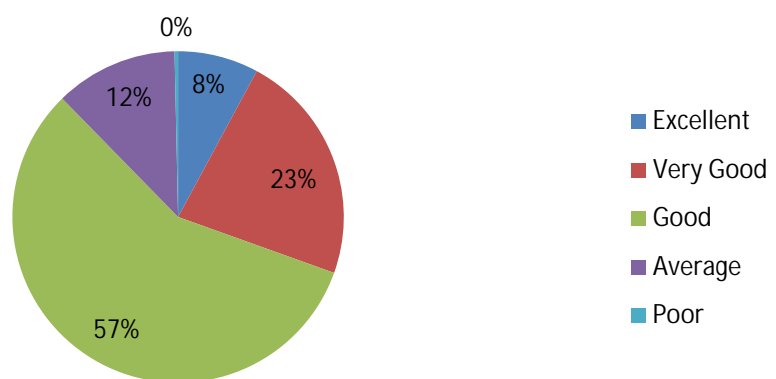
Clarity of the course objectives



Data interpretation

Regarding the **Clarity the course objective**, 12% of the responses were of the opinion that it was Excellent, 33% agreed that it was Very good, 45% felt that it was Good whereas 10% agreed that it was Average.

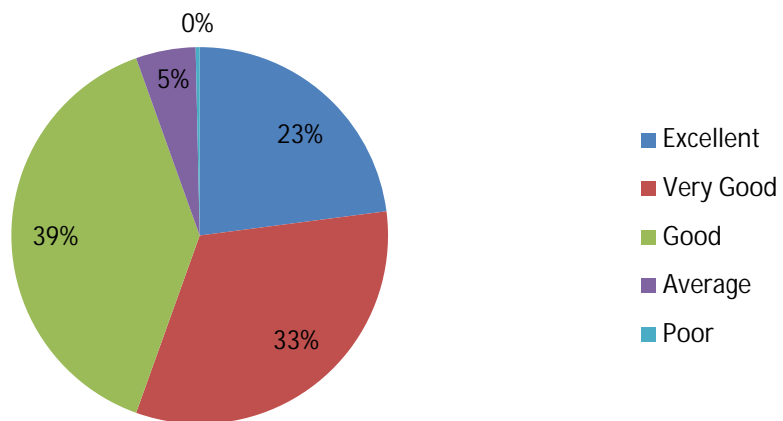
Size of the syllabus in terms of the load on the students



Data interpretation

Regarding the size of the syllabus in term of the load on the students, 8% of the responses were of the opinion that it was Excellent. 23% felt that it was Very Good, 57% agreed that it was good whereas 12% felt it was Average.

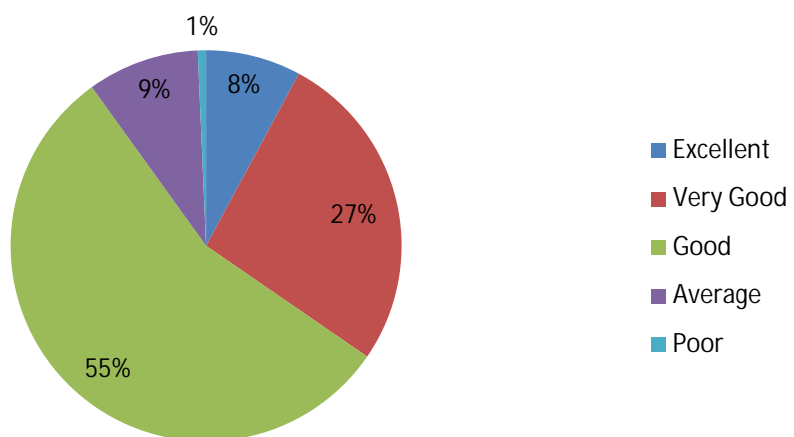
Syllabus covered in the class



Data interpretation

Regarding the **Syllabus Covered in Class**, 23% of the responses were of the opinion that it was Excellent, 33% and 39% felt that it was Very Good and Good respectively whereas 5% felt that it was Average.

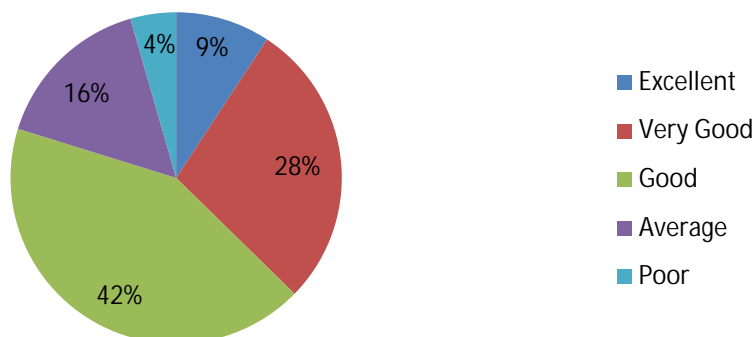
Depth of the curriculum



Data interpretation

Regarding the **Depth of the curriculum**, 8% of the responses felt that it was Excellent. 27% and 55% were strongly agreeing that it was Very Good and good respectively whereas 9% felt it was average and 1% felt it was Poor.

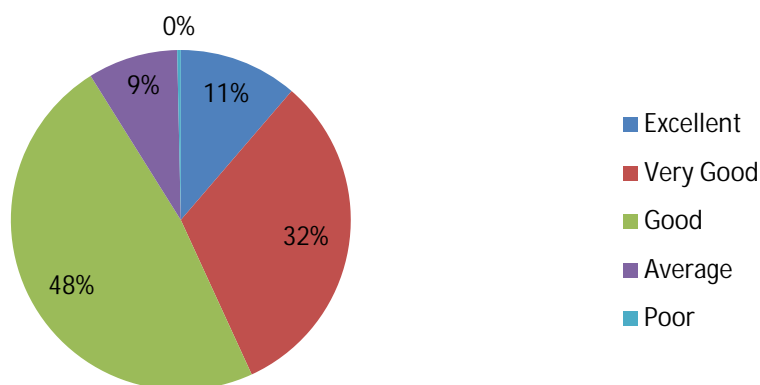
Availability of the study materials in the library



Data interpretation

Regarding the **Availability of the study materials in the library**, 9% of the responses were of the opinion that it was Excellent. 28% and 42% were of the opinion that it was Very Good and Good respectively and 16% felt it was average whereas 4% felt that it was Poor.

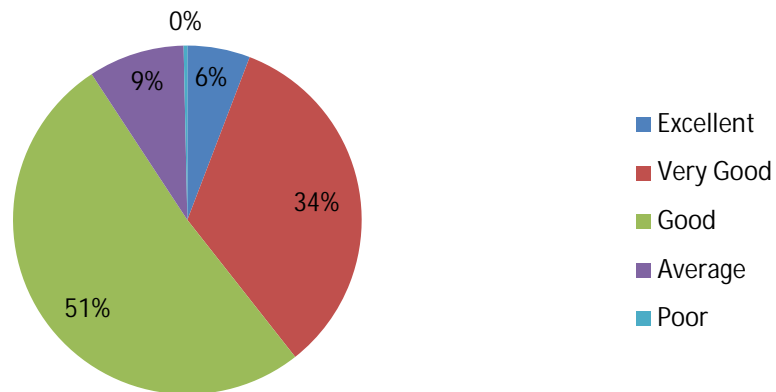
Level of course fulfilling your learning needs



Data interpretation

Regarding the **Level of course fulfilling your learning needs**, 11% of the responses were of the opinion that it was Excellent. 32% and 48% strongly felt that it was Very Good and Good respectively whereas, 9% felt it was Average and 0% felt it was Poor.

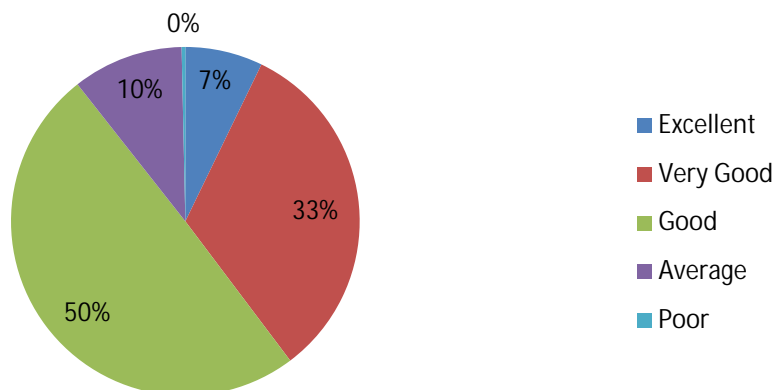
Effect of internal assessment on the course



Data interpretation

Regarding the **effect of internal assessment on the course**, 6% of the responses felt that it was Excellent, 34% and 51 % strongly felt that it was Very Good and Good whereas 9% felt that it was Average.

Relevance of the course for providing employability



Data interpretation

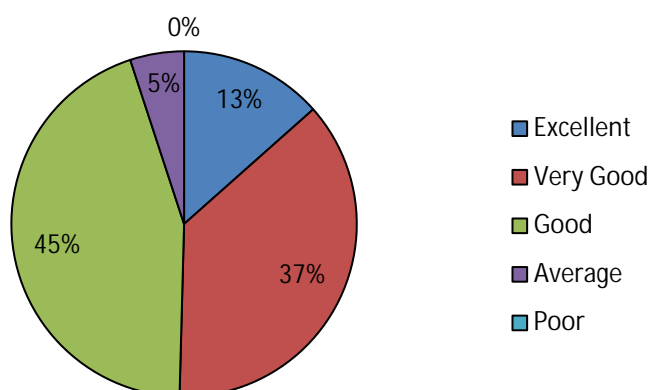
Regarding the Relevance of the course for providing employability, 7% of the responses were of opinion that it was Excellent, 33% and 50% strongly felt that it was Very Good and Good whereas 10% felt that it was Average.

Feedback on Curriculum by Student (3rd Semester 2022-23)

Total participants: 238

Date: 01/08/2023

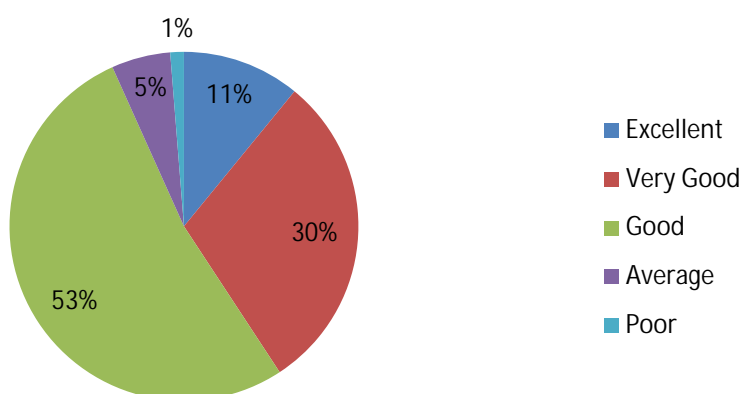
The structure of the syllabi is systematic



Data Interpretation

From the above chart we that 13% of the students strongly agree that the structure of the syllabi was very systematic while 37% of the students agree that it was helpful. The rest of the student has a light decision on the structure of the syllabi

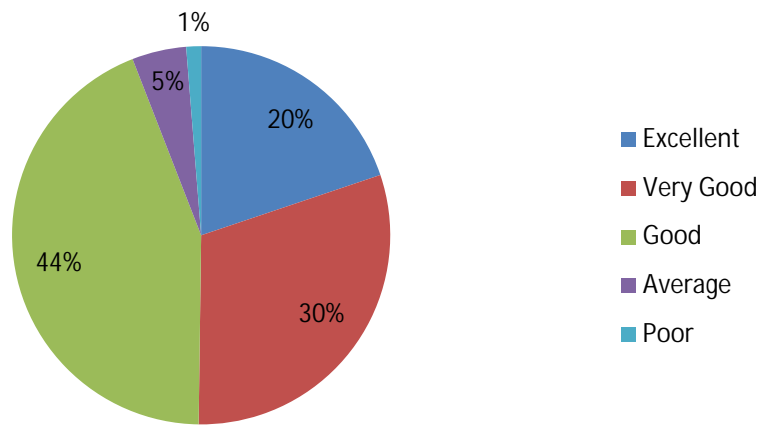
The Sequence of the course (subjects) in the curriculum



Data Interpretation

From the above Chart we know 53% students have agree that there are satisfied with the sequences of course offered by the college while the 11% strongly agreed with the sequences of the course. The rest 1% of the students are not satisfied with the sequence of the course.

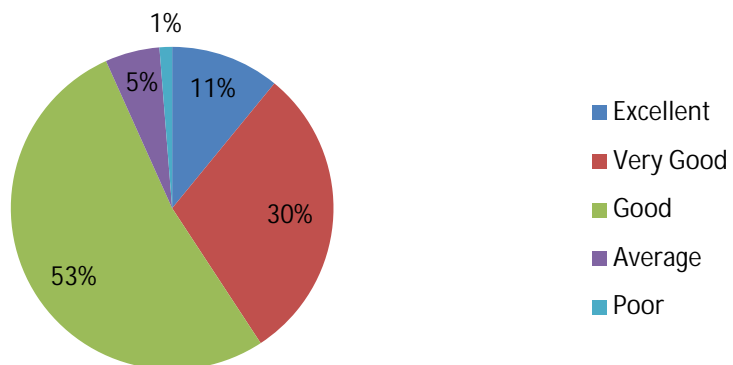
Clarity of the course objectives



Data Interpretation

From the above Chart, we know that 20% of the students was strongly agree with the clarity o f the course offered. 44% of the students are satisfied with the Course while 1% of the students are not satisfied with the course offer.

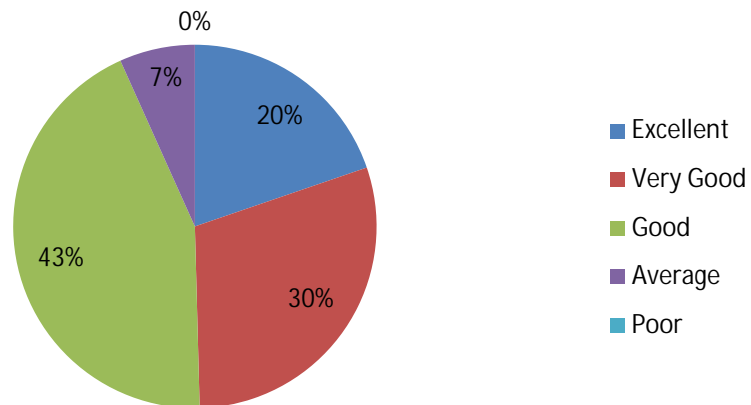
Size of the syllabus in terms of the load on the students



Data Interpretation

From the above chart we know that 30% of the students are strongly agree on the size of the syllabus in the term of the load on the students. 53% of the Students have average view on the size of the syllabus, while 1% of the students are not satisfied with the size of the syllabus.

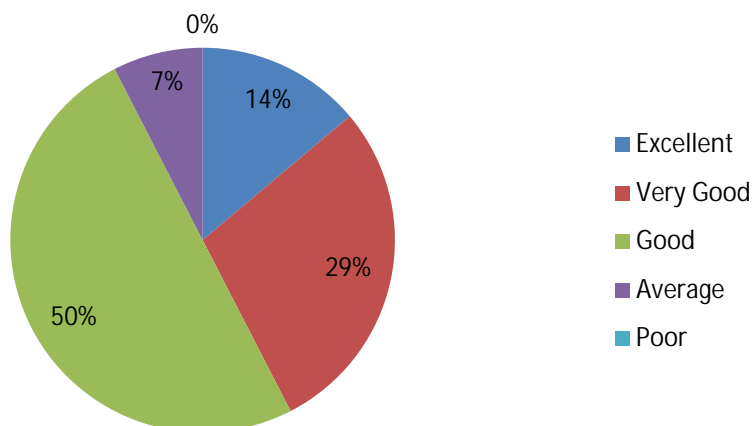
Syllabus covered in the class



Date Interpretation

From the above chart we know that, 30% of the students have strongly agreed with the syllabus cover in the class. 43% of the students are satisfied with the syllabus cover; while 7% have a light opinion on the syllabus cover in class.

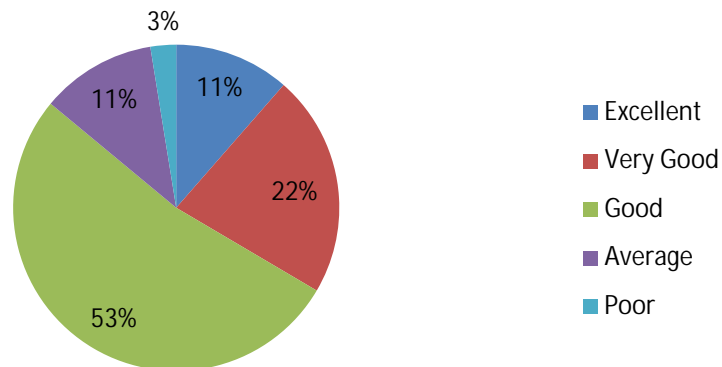
Depth of the curriculum



Data Interpretation

From the above chart we come to know that, 14% of the students have agreed with the depth of the curriculum provided by the college. 29 % of the students have strongly agreed with the depth of curriculum. 7% of the students have a light opinion on the depth of the curriculum.

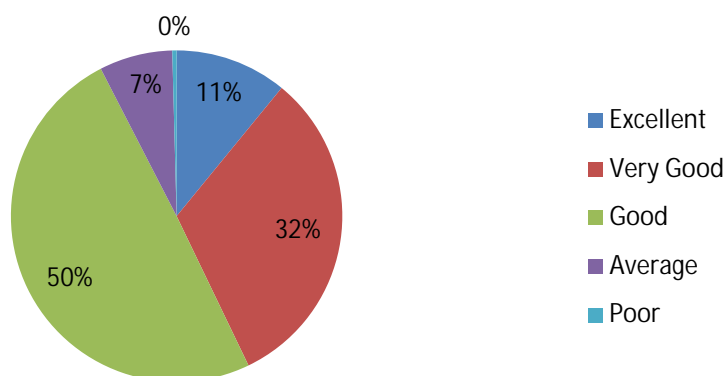
Availability of the study materials in the library



Data Interpretation

From the above chart, we understand that 53% students have agreed that there is an availability of study material in the college library. While 22% have strongly agreed that there is high availability of study materials. Both 11% students have average opinion on the study material in the library.

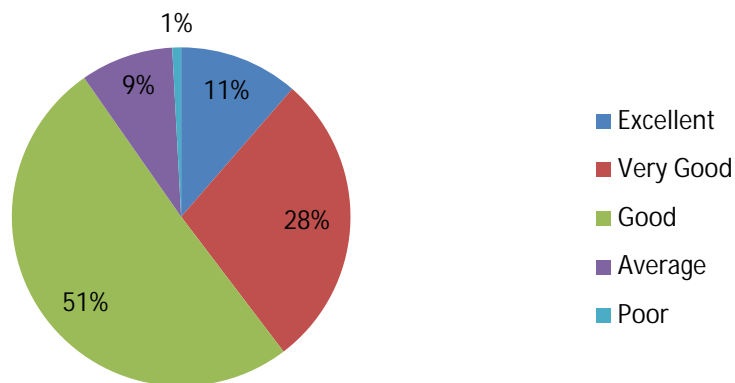
Level of course fulfilling your learning needs



Data interpretation

From the above chart we have understand that 50% students are satisfied with the level of course fulfilling your learning needs and 32% are very satisfied with the level of course fulfilling your learning needs with 7% students having a light view on the level of course fulfilling your learning needs.

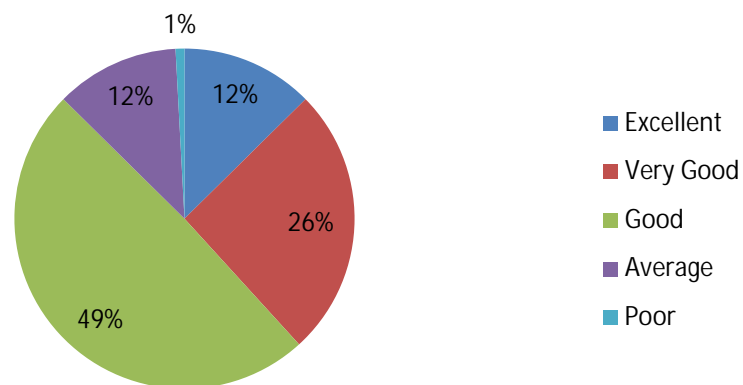
Effect of internal assessment on the course



Data interpretation

From the above chart, we understand that 51% students are satisfied with the effect of internet assessment on the course and 28% are very satisfied with the effect of internet assessment on the course with 1% are not satisfied with the effect of internet assessment on the course.

Relevance of the course for providing employability



Data interpretation

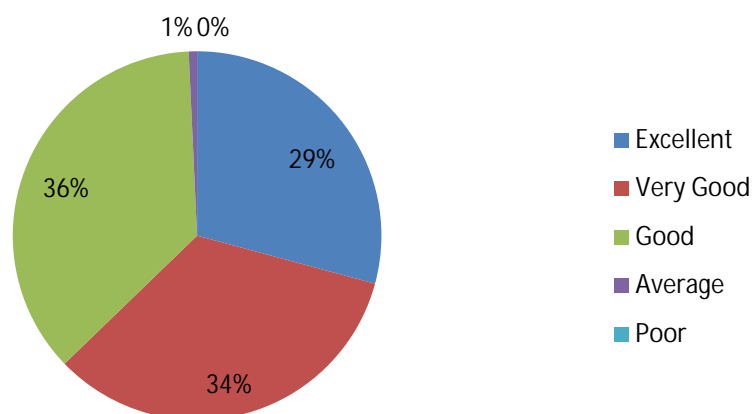
With the above chart, we understand that 49% students are satisfied with the relevance of the course for providing employability and 26% are very satisfied with the relevance of the course for providing employability with 1% are not satisfied with the relevance of the course for providing employability.

Feedback on Curriculum by Student (6th Semester 2022-23)

Total Participants: 137

Date: 01/08/2023

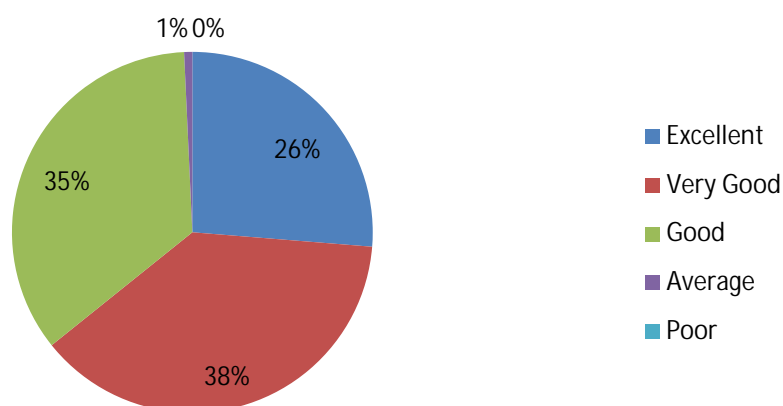
The structure of the syllabi is systematic



Data interpretation

Regarding **the Structure of the syllabi is systematic**, 29% of the response were of the opinion that it was Excellent, 34% agreed that it was Very Good and 36% felt that it was Good. 29% were of the opinion that it was Average.

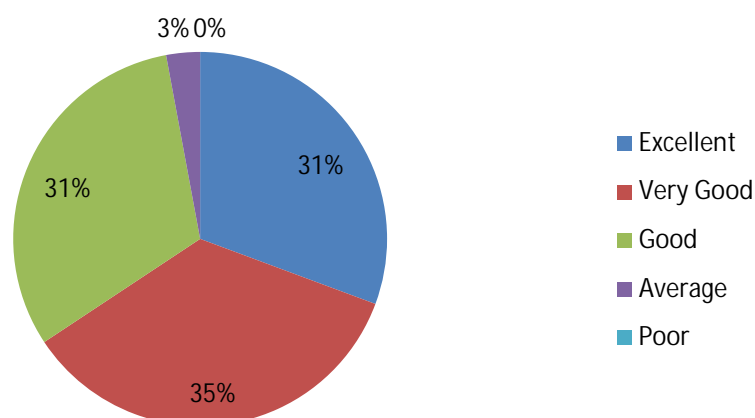
The Sequence of the course (subjects) in the curriculum



Data Interpretation

With respect to the Sequence of the course (subjects) in the curriculum, 26 % were affirmative to the statement that it was Excellent, 38% were of the opinion that it was very good, 35% felt that it was Good whereas 1% felt it was Average.

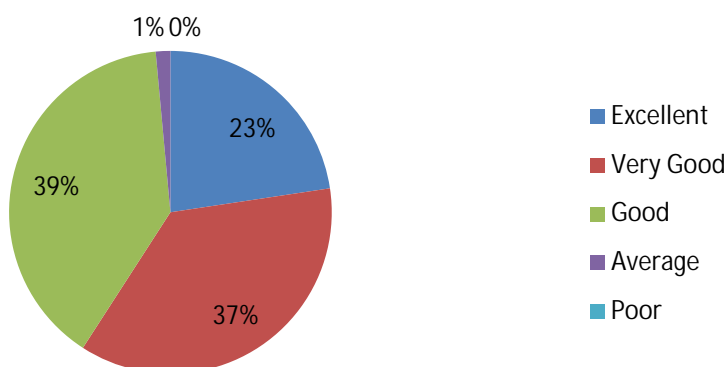
Clarity of the course objectives



Data interpretation

Regarding the **Clarity of the course objectives**, 31 % agreed that it was Excellent, 35% agreed that it was Very Good and 31 % were of the opinion that it was Good whereas 3 % felt that it was Average.

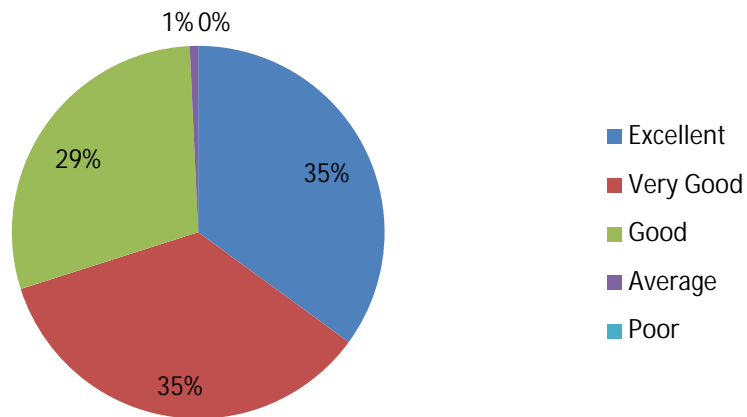
Size of the syllabus in terms of the load on the students



Data interpretation

With regard to the **size of the syllabus in terms of the load on the students**, 23% of the responses were of the opinion that it was Excellent and that 37% and 39% were of the opinion that it was Very Good and Good respectively whereas 1% felt that it was Average.

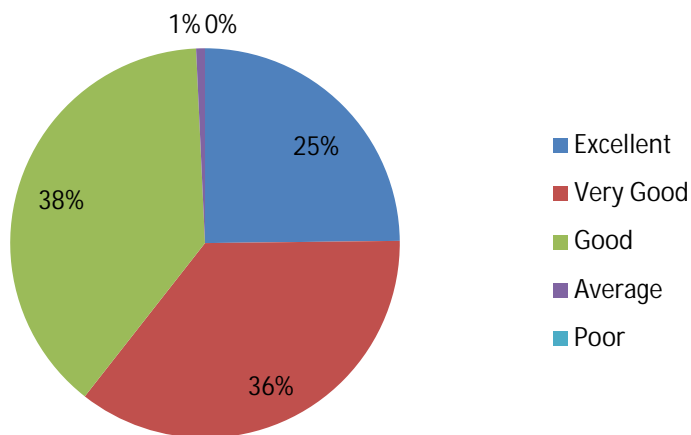
Syllabus covered in the class



Data interpretation

With regard to the **syllabus covered in the class**, 35% were of the opinion that it was Excellent, 35% agreed that it was very Good and 29 % were of whereas 1 % felt it was Average.

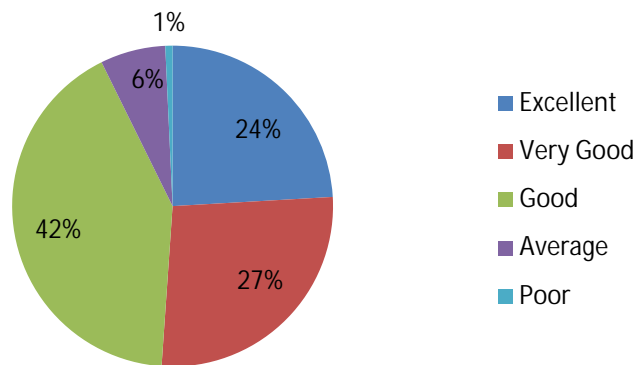
Depth of the curriculum



Data interpretation

Regarding the **Depth of the curriculum**, 25% of the respondent agreed that it was Excellent, 36% were agreeing that it was Very Good, 38% agreed that it was good whereas 1% felt that it was Average.

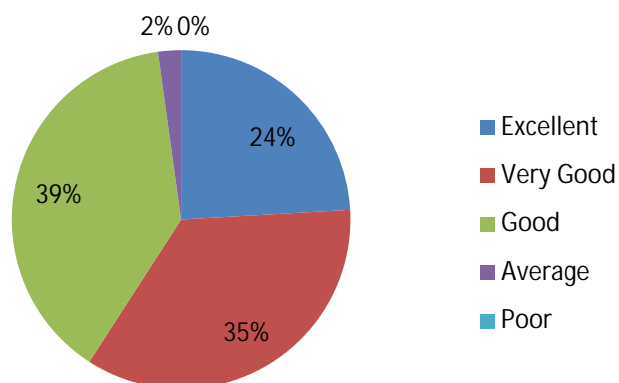
Availability of the study materials in the library



Data interpretation

Regarding the **availability of the study materials in the library**, 24% were of the opinion that it was Excellent, 27 % agreed that it was Very Good and 42% agreed that it was Good. 6% felt it was average whereas 1% felt it was Poor.

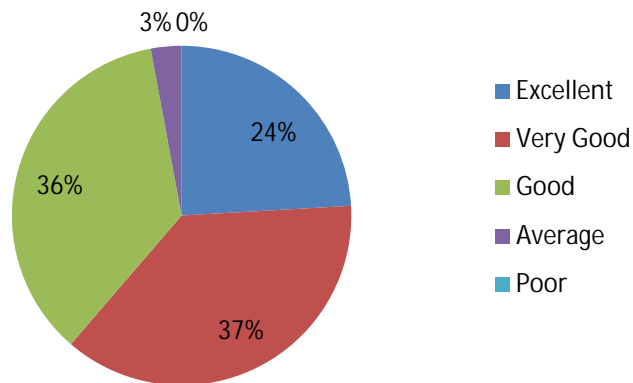
Level of course fulfilling your learning needs



Data interpretation

Regarding the **Level of course fulfilling your learning needs**, 24% were of the opinion that it was Excellent. 35% agreed that it was Very Good, 39% agreed that it was good whereas 2% were of the opinion that it was Poor.

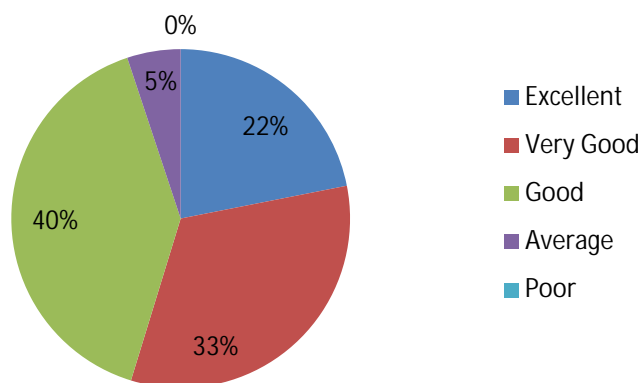
Effect of internal assessment on the course



Data interpretation

Regarding the **effect of internal assessment on the course**, 24% were of the opinion that it was Excellent. 37% agreed that it was Very Good, 36% agreed that it was Good whereas 3% felt that it was Average.

Relevance of the course for providing employability



Data interpretation

With regard to the **Relevance of the course for providing employability**, 22% agreed to the opinion that it was Excellent. 33% agreed that it was Very Good and 40% agreed that it was good whereas 5% felt that it was Average.

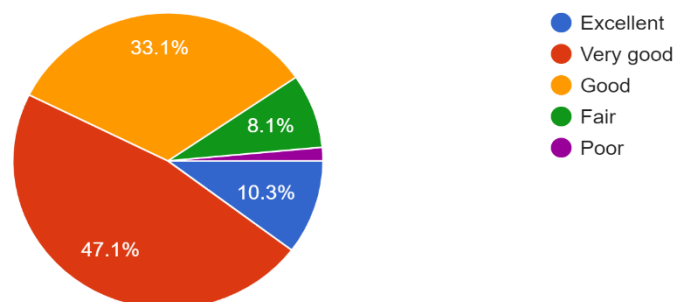
Alumni Feedback on Curriculum 2022-23

Total respondent: 136

Date: 01-08-2023

Updating of the syllabus

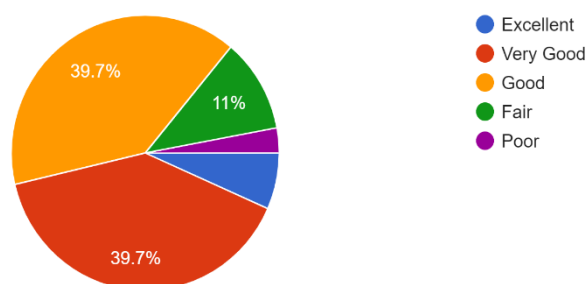
136 responses



Out of 100%, 47.1% respondent responded that updating of the syllabus is very good and it is updated timely, while 8.1% responded that the updating of syllabus is fair, 31% of the students feel satisfied with the updating syllabus while 10% of the student gave excellent feedback on the updating Syllabus.

Objective the course fulfilled

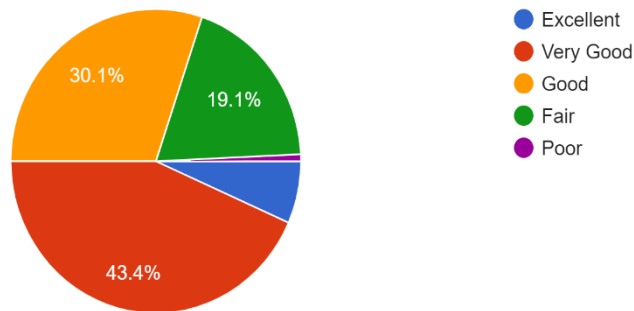
136 responses



From the above chart, 39% of the student responded that, the objective course fulfilled in their syllabus is very good and the other 39% students responded that it is Good in their objective meanwhile 11% of the student responded that the objective are fair.

Depth the curriculum

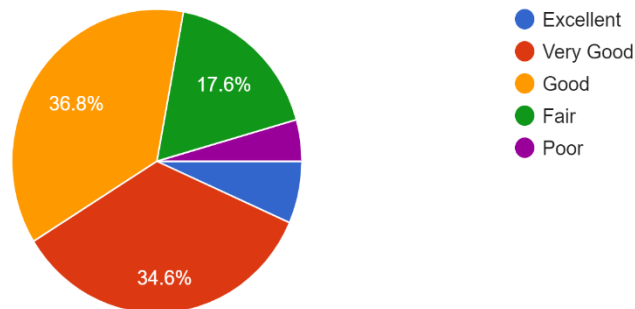
136 responses



From the above Chart, 43% Students responded that the depth of the curriculum is very good, while 19.1% responded that it is fair. Around 1% responded that it is poor while another 30.1% responded that it is good.

Adequacy of the syllabus

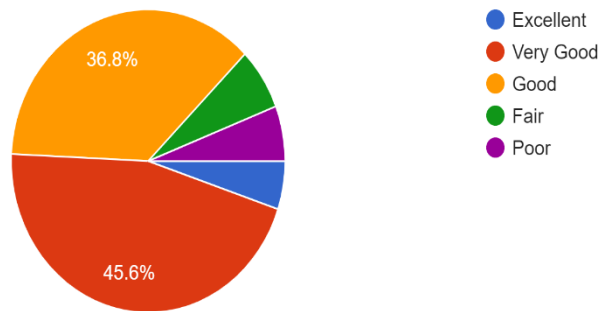
136 responses



The adequacy of the syllabus is good for 36.8% while 4% responded that it is poor. 6% responded that the adequacy of the syllabus is excellent and 34.6% responded that it is fair

Easy availability of study materials

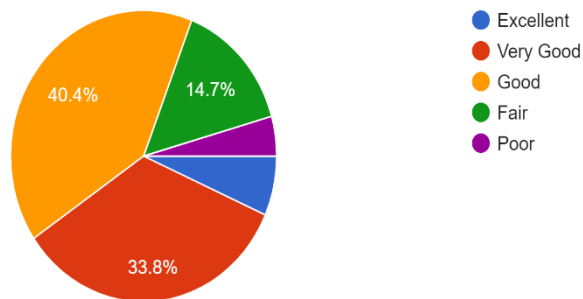
136 responses



45.6% responded that the easy availability of the study materials is very good and the other 36.8% responded that it is good. Around 5% responded that the study materials are easily available which is excellent. And another 5% responded that the easy availability of the materials is poor

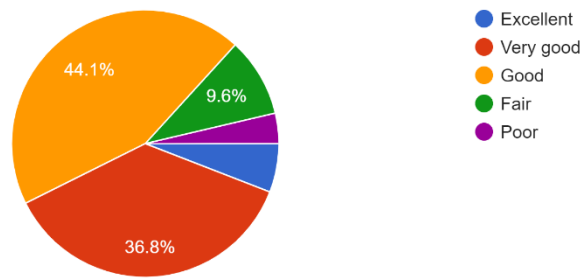
Assignment strategies employed

136 responses



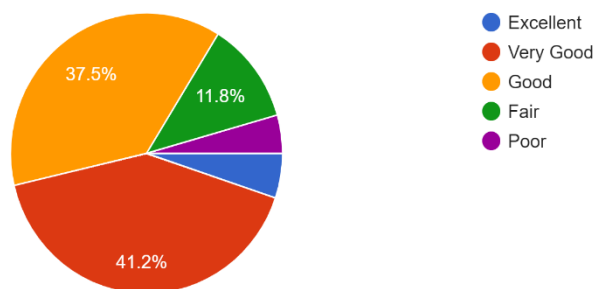
40.4% respondent responded that the assignment strategies employed are good while 14.7% responded that the assignment strategies are fair. 33.8% responded that the assignment strategies employed are very good.

Syllabus create interest to pursue research
136 responses



44.1% responded that the syllabus creating interest to pursue research is good, while 9.6% responded that it is fair. 36.8% responded that the syllabus creating interest for research is very good.

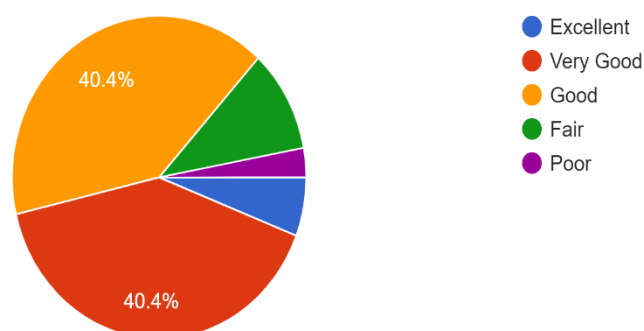
Fulfilment of the course according to your expectations
136 responses



41.2% of the respondent responded that the fulfilment of the course according to expectations are very good and 37.5% responded that it is good. 11.8% responded that the fulfillment of the course according to your expectations are fair.

Equipping the students for higher studies

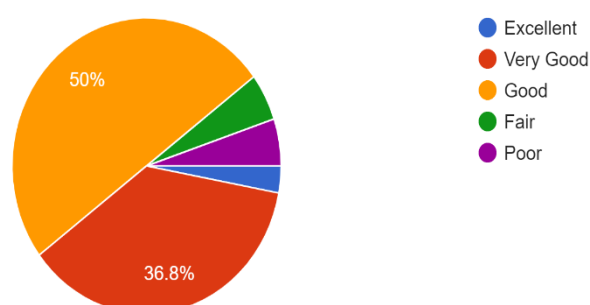
136 responses



40.4% and another 40.4% responded that the curriculum equipping the students for higher education is very good and good respectively. Around 10% responded that it is fair while 5% responded that the curriculum equipping the students for higher studies is excellent.

Rate the course you studied in terms employability skills

136 responses



50% of the respondent responded that the course studied in term of employability is good and 36.8% responded that it is very good. 5% of the responded that the course studied in terms of employability skills is fair while 2% responded that it is excellent.

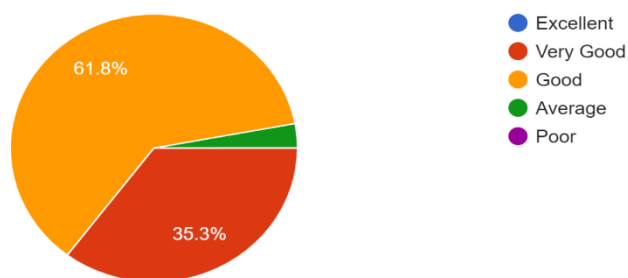
Teachers Feedback on Curriculum 2022-23

Total participants: 34

Date: 03-07-2023

The current content of syllabus is fulfilling the need of Industry, sufficient to bridge the gap between industry standards/ current global scenarios and academics

34 responses

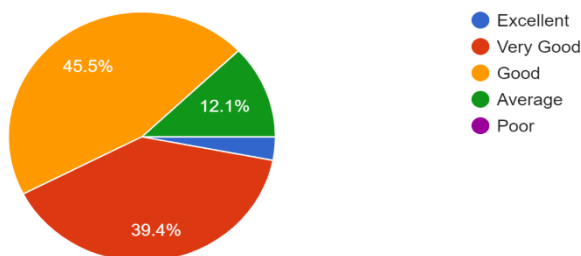


Data Interpretation

The Current content of the syllabus is fulfilling the need of industry, sufficient to bridge the gap between industry standards/current global scenarios and academics is good for 61.8% of the staff and 35.32% of the staff mentioned, it is very good

Aims/Objectives and outcomes of the course and syllabus are well defined and clear to students and faculty members

33 responses

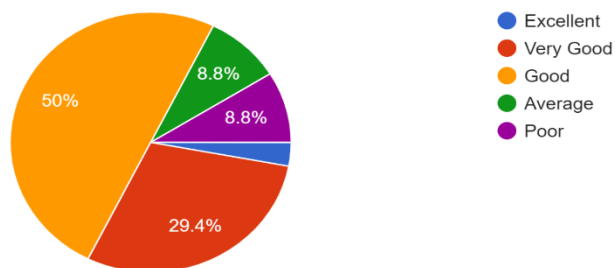


Data Interpretation

45.5% of the staff responded that the aims/objectives and outcomes of the course and syllabus are well defined and clear to students and faculty members. No staff have mentioned that it is poor, while 39.4% staff mentioned that it is very good, where the course and syllabus are well defined

The specified contact hours stated in syllabus is sufficient to complete the coverage of syllabus as per each course by the teachers

34 responses

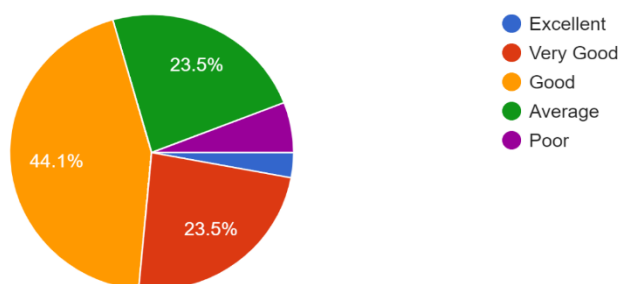


Data Interpretation

Half of the staff responded that the specified contact stated in the syllabus is sufficient to complete the coverage of syllabus as per each course by the teachers. 29.4% stated that the syllabus is sufficient to complete the coverage of syllabus as per each course by the teachers

Sufficient reference materials and books are available for the topics mentioned in the syllabus

34 responses

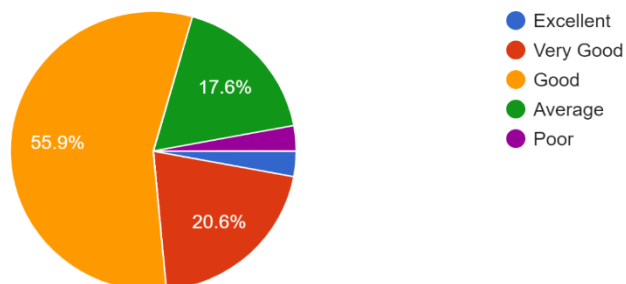


Data Interpretation

44.1% of the staff responded it is good that there is sufficient materials and books available for the topics mentioned in the syllabus. Other half percentage of the staff mentioned that the sufficient materials and books available for the topics mentioned in the syllabus is very good while the other half stated that it is average

The current syllabus offers opportunities for research to the faculty

34 responses

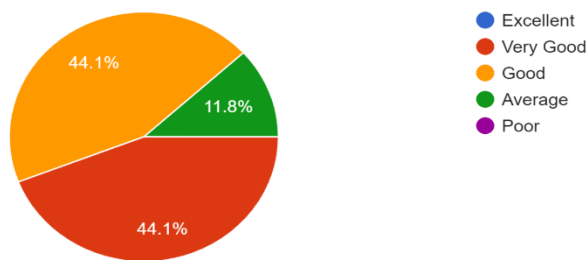


Data Interpretation

Out of 100%, 55.9% of the staff responded that the current syllabus offering opportunity for research is good, 20.6% of the staff acknowledge that it is very good while 17.6% of the staff mentioned that the current syllabus offering opportunities for research to the faculty is average

The evaluation methods mentioned in the syllabus as prescribed by the University are sufficient for providing proper assessment

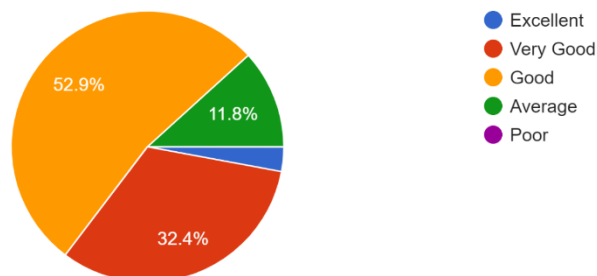
34 responses



Data Interpretation

Out of 100%, 44.1% of the staff responded that the evaluation methods mentioned in the syllabus as prescribed by the University are sufficient for providing assessment is good and another 44.1% of the staff stated that it is very good, no staff have mentioned that it is poor, 11.8% of the staff responded that it is average

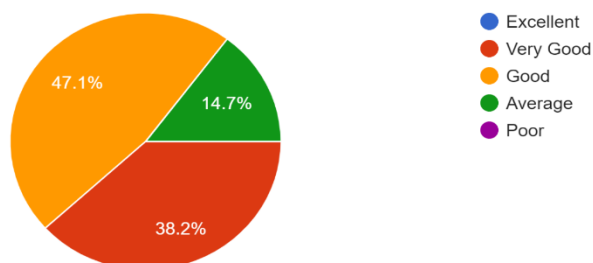
The provision of updating the course/syllabus by the University
34 responses



Data Interpretation

The provision of updating the course/syllabus by the university is good for 52.9% of the staff, while 11.8% of the staff mentioned that it is average. 32.4% of the staff mentioned that the provision of updating the course/syllabus by the university is very good

The current syllabus tries to build the opportunities in terms of employability such as jobs, service and entrepreneurial attitude amongst the students
34 responses

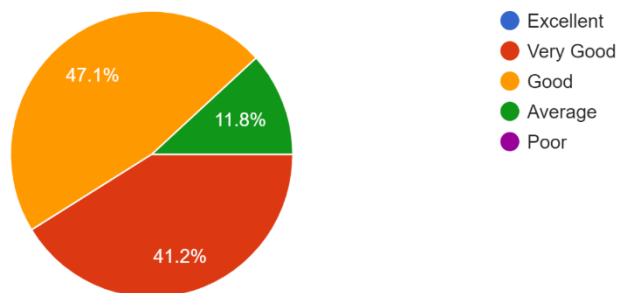


Data Interpretation

47.1% of the staff mentioned that the current syllabus trying to build the opportunities in terms of employability such as jobs, service and entrepreneurial attitude amongst the students is good while 14.7% of the staff mentioned that it is average. 38.2% of the staff responded that the current syllabus trying to build the opportunities in terms of employability such as jobs, service and entrepreneurial attitude amongst the students is very good

The syllabus contains appropriate distribution of difficulty level for the course as per provided credit score

34 responses

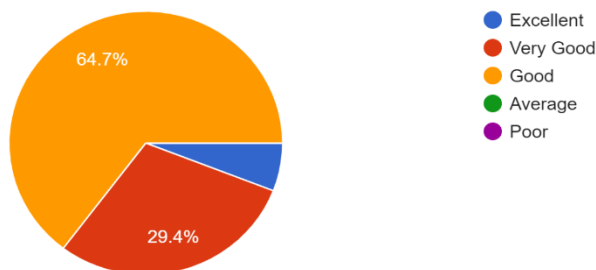


Data Interpretation

47.1% of the staff mentioned that the syllabus contains appropriate distribution of difficulty level for the course as per provided credit score is good and 41.2% of the staff responded that it is very good. 11.8% of the staff responded that the syllabus contains appropriate distribution of difficulty level for the course as per provided credit score is average

The current syllabus meets the expectations in terms of learning values, skills, knowledge, attitude, analytical abilities, applicability, relevance and practical orientation to real life situations

34 responses



Data Interpretation

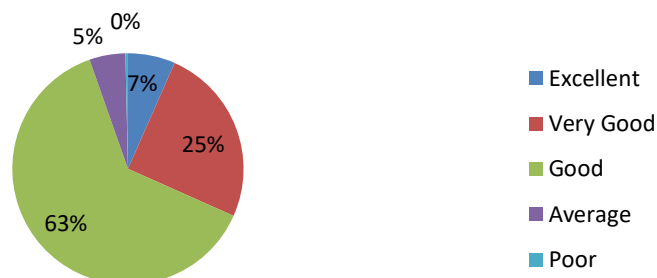
64.7% of the staff responded that the current syllabus meeting the expectations in terms of learning values, skills, knowledge, attitude, analytical abilities, applicability, relevance and practical orientation to real life situations is good and 29.4% responded that it is very good, the other remaining staff mentioned that it is excellent

Feedback on Curriculum by the parents 2022-23

Total Participants:59

Date:05-08-23

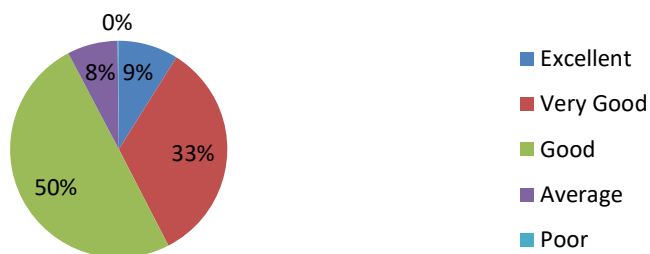
How do you rate the programme that your ward undergoing in terms of the load of the courses in different semesters?



Data Interpretation

More than half of the parents responded that the programme that the ward undergoing in terms of load of the courses in each semester is good and fine. 25% of the parents responded that the programme load for the ward is very good, only 5% responded that it is average.

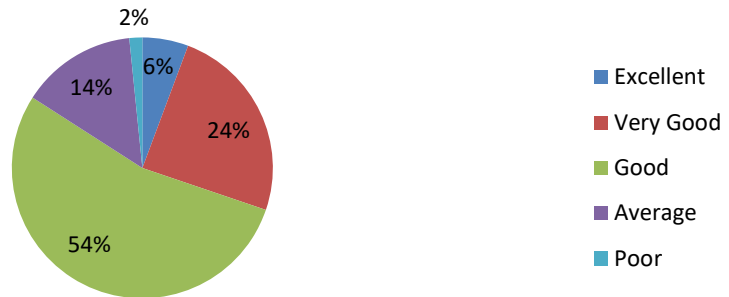
How do you rate the competency of the syllabus as compared to other universities



Data Interpretation

50% of the parents mentioned that the competency of the syllabus as compared to other universities are good and 9% of the parents mentioned that it is excellent. 8% of the parents stated that the syllabus compared to other universities are average.

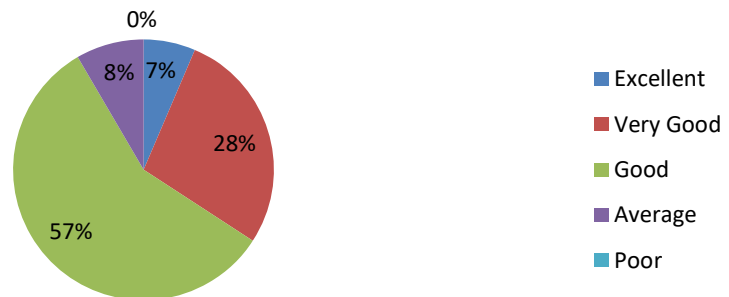
How do you rate the availability of the text and reference books in the market?



Data Interpretation

The availability of the text and reference books in the market is good for majority of the parents, almost half of the parents mentioned that it is very good and about 14% of the parents stated that it is average. Among all, 2% of the parents stated that the availability of the materials and reference book are poor and it is difficult to find.

How do you rate the quality and relevance of the courses included into the curriculum?



Data Interpretation

57% of the parents mentioned that the quality and relevance of the courses included into the curriculum is good and 7% of the parents stated that it is excellent. 28% of the parents stated that it is very good.

How do you rate the treatment of the students by the faculty irrespective of the background of the student (Gender, cast, community, creed etc.) in teaching and evaluation?



Data Interpretation

As per the treatment of the students by the faculty 13% of the students gave an excellent, while 47% of the students gave satisfactory feedback, while 2% of the students are not satisfied with the treatment of the student by the faculty

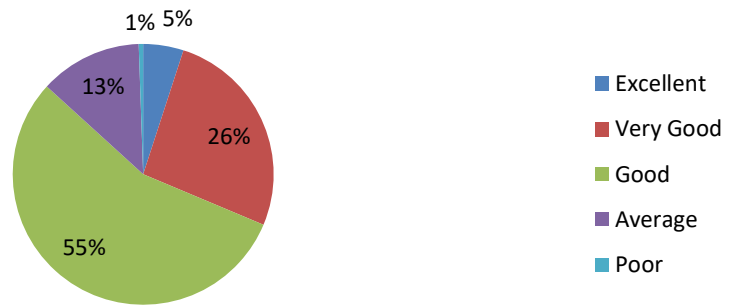
How do you rate the programmes based on the comfort of your ward in coping with the workload?



Data Interpretation

More than half of the parents stated that the programme based comfort of the ward in coping with workload is good, whereas 1% of the parents mentioned that it is poor. 5% of the parents stated that the comfort in which the ward is able to cope up with the workload is excellent while 22% of the parents mentioned that it is very good and 11% responded that it is average.

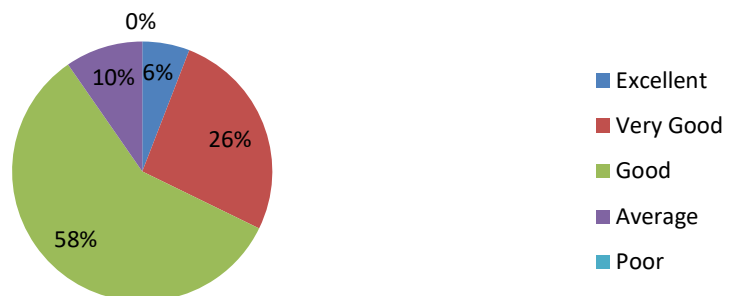
How do you rate the relevance of the curriculum in providing employment opportunities?



Data Interpretation

55% of the parents responded that the relevance of the curriculum in providing employment opportunities is good, 5% of the respondent mentioned that it is excellent in providing employment opportunities. 26% of the parents stated that the relevance of the curriculum in providing employment opportunities while 1% of the parents stated that it is poor.

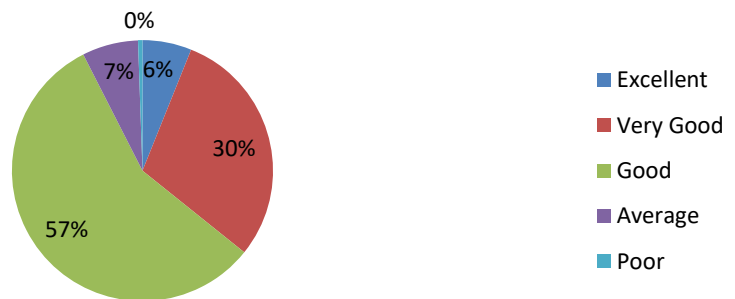
How do you rate the transformation of your ward after the completion of the course?



Data Interpretation

58% of the parents stated that their ward transformation after the completion of the course is good and 26% responded that the transformation is very good. 10% of the parents stated that it is average while 6% of them responded that the transformation of the ward after the completion of the course is excellent.

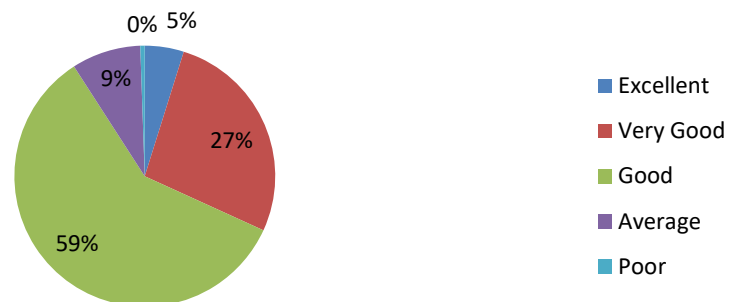
How do you rate the fulfillment of the course according to your expectations?



Data Interpretation

57% of the parents acknowledge that the fulfillment of the course according to their expectation is good and 30% responded that it is very good. 6% of the parents stated that the fulfillment of the course according to their expectation is excellent and 7% responded that it is average.

How do you rate the outcomes that your ward has achieved from the courses?



Data Interpretation

59% of the respondent responded that the outcome that their ward achieved from the courses is good, and 9% asserted that the outcome is average. 5% of the parents acknowledge the outcome achieved by their ward from the courses is excellent.

Don Bosco College Kohima

I. Action Taken Report on Students' Feedback on Syllabus for the year 2022-23

SL. NO	FOCAL POINT	STUDENTS' SUGGESTIONS	ACTION TAKEN
1	Design of the Curriculum	Students suggested syllabus need to be properly structured Course objective need to be redefined. Updating of course content is required Some course content need to be simplified or reduced	The curriculum is designed by the affiliating University. As such, the Academic council of the college convened a meeting and decided to write to the BOS of the University for further action.
2	Syllabus Covered in the class	Students suggested to complete the courses especially those course with vast content to be looked into	The teachers were asked to avoid taking students to library during class/lecture hour, not dictating notes inside the class especially big lectures and to give the PPT and learning material in advance to the class to avoid wastage of time in the class.
3	Employment probability	The students suggested to include skill oriented courses or activity. To organized workshop and extra courses.	The departments were entrusted to initiate one certificate course on skill enhancement every semester. One departmental activity to be organized on job orientation The career and Placement cell to organized career guidance programme for six semester The college has signed MoUs effectively for this purpose.
4	Fulfillment of Learner's needs	Students suggested that the present curriculum need serious modification as per the changing needs of time.	The curriculum is designed by the affiliating University. As such, the Academic council of the college convened a meeting and decided to write to the BOS of the University for further action.

2. Action Taken Report on Parent's Feedback on Syllabus for the year 2022-23

SL. NO	FOCAL POINT	PARENT'S SUGGESTIONS	ACTION TAKEN
1	Competency of the syllabus and load of the syllabus on students	The parents suggested that the syllabus need to be updated as per the needs of the hour and the load of student's responsibility and task is sometime hectic.	The curriculum is designed by the affiliating University. As such, the Academic council of the college convened a meeting and decided to write to the BOS of the University for further action. For the load, the staffs were instructed to refrain from giving all course assignment and project at the same time. To prepare a timetable of submission of assignment department wise
2	Availability of Course material in the market	The parents suggested to improvise and make the text and learning material available in the college as it is not possible financially to purchased all required text from the market as well as not all text are available.	The teachers were instructed to list the courses on which text and material are less available in the college library as per the total number of students. The teachers were asked to prepare the notes or learning material of the course taught by hi/her and submit in the library for students' reference and the same to be uploaded in the college website.
3	Employment probability	The parents suggested to provide training on jobs and placement opportunity to students as the present course curriculum is not enough	The departments were entrusted to initiate one certificate course on skill enhancement every semester. One departmental activity to be organized on job orientation. The career and Placement cell to organized career guidance programme for six semester

3. Action Taken Report on Teachers' Feedback on Syllabus for the year 2022-23

SL. NO	FOCAL POINT	PARENT'S SUGGESTIONS	ACTION TAKEN
1	Competency of the syllabus in meeting the demand of employment	The Teachers suggested that the syllabus/ present curriculum need serious update and to be restructured. The university must incorporate certain areas focusing on skill enhancement and ability.	The curriculum is designed by the affiliating University. As such, the Academic council of the college convened a meeting and decided to write to the BOS of the University for further action.
2	Hours allotted to complete courses	The Teachers are of the view that hours distribution of course need to be looked into as courses opted by majority of students requires big lecture session as such more class hours required.	The time table was restructured and more additional classes were allotted to big lecture session including Saturday lectures.
3	Availability of Teaching Learning Materials	The Teachers suggested that learning materials in the college need to be upgraded as per the enrollment of students. There should be specific rules for rotating the resources among the students and staff.	The teachers were instructed to list the courses on which text and material are less available in the college library as per the total number of students. To impose fine on failing to abide by the rules of return and extension policy of library usage on students and staff to ensure active circulation of library books.
4	Research opportunity through the course	The teachers hold the opinion that the present course curriculum is limited to research opportunities. Completion of semester course on the stipulated time gives less scope for teachers in research. The courses need updating and up gradation as per the need of the hour	The curriculum is designed by the affiliating University. As such, the Academic council of the college convened a meeting and decided to write to the BOS of the University for further action.

4. Action Taken Report on Alumni Feedback on Syllabus for the year 2022-23

SL. NO	FOCAL POINT	PARENT'S SUGGESTIONS	ACTION TAKEN
1	Competency of the syllabus in meeting the demand of employment	The Alumni suggested that the Curriculum does provide employment opportunities to some extent and opportunities to progress for higher education but require more skill oriented courses to meet the demand of employment after graduation.	The college entrusted the Academic council of the college to introduce and implement certificate and add-on courses on skill based knowledge. Various committees and cells are set up to provide platform for students to undergo internship and placement opportunity
2	Certificate courses and extra courses offered by the college	The suggested that the college should continue to provide the students access to various certificate and add-on courses apart from the existing prescribed curriculum to enhance their skills.	The college has introduced various certificate courses like CCC, Tally, mushroom cultivation, vermin compost and spoken English are some active certificate course offered by the college. MoUs are signed to provide internship opportunities to students.
3	Create interest to pursue research	The Alumni are of the opinion that the existing curriculum provides little scope for pursuing research as research requires recent and updated knowledge and depth contents.	The curriculum is designed by the affiliating University. As such, the Academic council of the college convened a meeting and decided to write to the BOS of the University for further action. At institutional level, the college had initiated project related to course for students at the final year to provide scope for research.